

RACE

TRACK

NAME


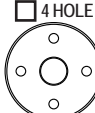
CITY / COUNTRY

DATE

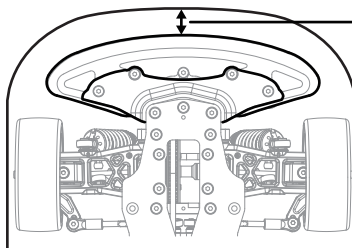
TEMPERATURE	AIR	TRACK
QUALIFYING POSITION	BEST LAPTIME	FINAL POSITION
	SEC	MIN
TRACK CONDITION		
<input type="checkbox"/> TECHNICAL	<input type="checkbox"/> CARPET	<input type="checkbox"/> ASPHALT
<input type="checkbox"/> LOW	<input type="checkbox"/> MIXED	<input type="checkbox"/> FAST
TRACTION <input type="checkbox"/> LOW <input type="checkbox"/> MEDIUM <input type="checkbox"/> HIGH		

FRONT		TRANSMISSION		REAR	
GEAR DIFF		GEAR DIFF		GEAR DIFF	
CST		CST		CST	
<input type="checkbox"/> ONE WAY		Number of Gears		<input type="checkbox"/> ONE WAY	
<input type="checkbox"/> SPOOL		<input type="checkbox"/> 2 <input type="checkbox"/> 4		<input type="checkbox"/> SPOOL	

PINION	T	SPUR GEAR	T
R10 Internal Ratio		2.0	
FINAL DRIVE RATIO			

FRONT		SHOCK PISTON		REAR	
OIL	<input type="checkbox"/> 3 HOLE	<input type="checkbox"/> 3 HOLE	OIL	<input type="checkbox"/> 3 HOLE	<input type="checkbox"/> 4 HOLE
CST	<input type="checkbox"/> 4 HOLE	HOLE SIZE	CST	<input type="checkbox"/> 4 HOLE	CST
SPRING		1.1 mm	SPRING		
		mm			

<input type="text"/>	TIRES	<input type="text"/>
<input type="text"/>	RIM	<input type="text"/>
<input type="text"/>	INSERTS	<input type="text"/>
<input type="text"/>	ADDITIVE	<input type="text"/>



**Bumper**

Standard

Cut

BODY MOUNT DISTANCE

mm

BODY	WING
------	------

**NOTE**

